

Contents

1 Optional function intelligent pronunciation

1. Say 18 sentences
2. Acoustic generator instruction

2 Diagram of joint structure of doll

1. Movement description : Waist, Head, Leg, Upper arm
2. Best use method

3 Heating controller

1. Intelligent heating
2. Use and Care Instructions

4 After-sales service instructions

1. Product notice
2. Disclaimer

About XT Doll

XT Doll was founded in 2017 as a brand under Rainstorm Technology. We originated from a doll manufacturing factory in Dongguan, China, covering an area of 8000 square meters. With state-of-the-art production and research facilities.

XT Doll specializes in utilizing advanced 3D sculpting technology to create "hyper-realistic" sex dolls, setting ourselves apart from many other doll manufacturers.

XT Doll is dedicated to providing a more authentic and visually pleasing sexual experience, as well as companionship for those in need of a partner.



Pure silicone doll

Advantages:

high degree of human simulation, The makeup does not fade, the details are exquisite, Visually realistic, long life, easy cleaning.

Cons:

high price The overall touch is hard.



Hardcover silicone head

With six layers of delicate makeup, the look can last for a long time without smudging, especially the super realistic eyebrows that perfectly capture the essence of expressions.



Silicone head + TPE body

Taking into account the visual experience of silicone and TPE somatosensory experience, the best cost performance.

XTDOLL

Optional function intelligent pronunciation



1. What is your name?

2. How old are you?

3. What do you do?

4. Are you beautiful?

5. I'm coming, baby.

6. Let's have some fun.

7. You're a slut.

8. Turn it down.

9. Make it louder.

10. Automatic mode

11. Are you comfortable?

12. Change the position.

13. Call your husband.

14. I'm about to cum.

15. Let's do it again.

16. I'll fuck you to death.

17. Fuck you.

18. Let's play next time.

Touch point 1

Touch point 2

Touch point 3

Touch point 4

Touch point 5



**XTREME
DOLL**

Acoustic generator

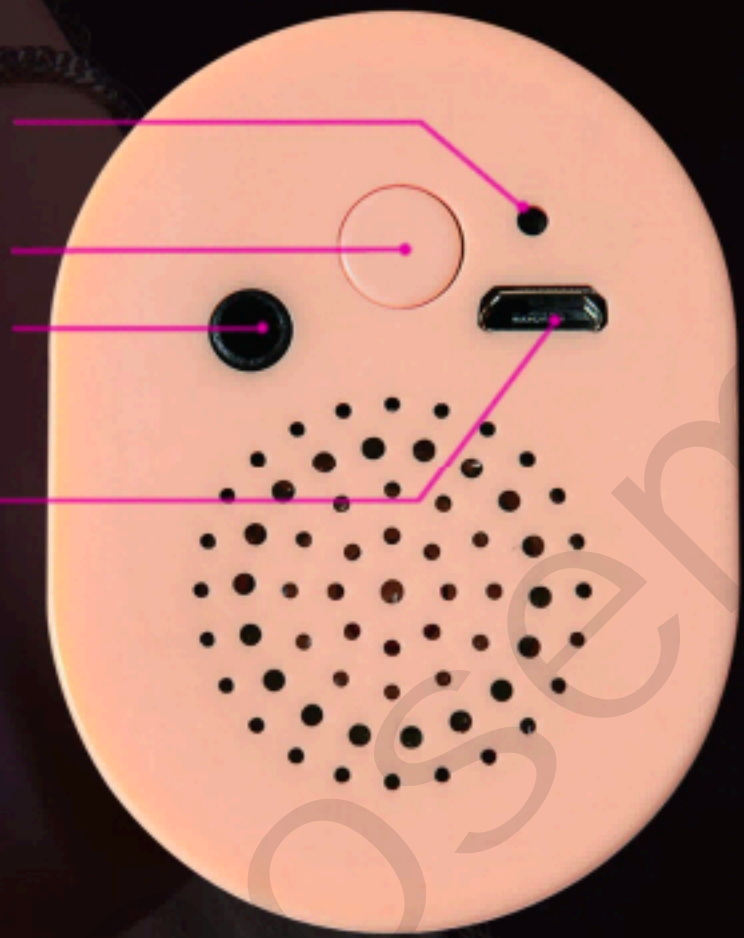
Long press to power on Short press interrupt reset Double-click to turn off/on the voice chat function When the earphone is plugged in, the sound is emitted from the earphone, and the speaker sound is suspended, and voice recognition can be performed at this time.

sound receiver

Switch button

headphone jack

Charger



Function Description

Intelligent dialogue, voice control volume, dual voice button control, bouncing vibration, double chest induction, pussy thrusting frequency detection, automatic sleep, double leg induction, low battery reminder & smart charging.

Auto-sleep function

If there is no touch or no one to talk to for 2 minutes, it prompts that it will go to sleep, and after half a minute, there is still no one to talk to and play the shutdown language to go to sleep.

Low Voltage & Smart Charging

Flashing when no power, with voice prompts, charging flashing, full always on

Volume adjustment

Say "louder" and "lower your voice" to the movement

Pubic, leg and breast sensing

One contact point in the genitals, which can sense the frequency of thrusting and insertion, and make different panting sounds for different frequencies; two sensing points on the chest and legs, no frequency detection, when the genitals are triggered, the induction of the chest and legs will suspend 3 seconds.

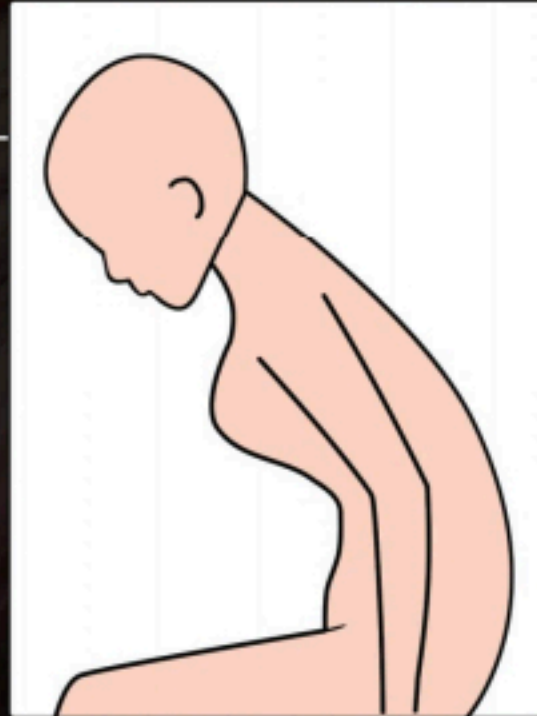
[Note] The dialogue needs to be carried out when the speaker is not sounding. Plug in the earphones to talk while the earphones are sounding. Conversations should be held in silence as much as possible.

XTDOLL

Diagram of joint structure of doll

Waist

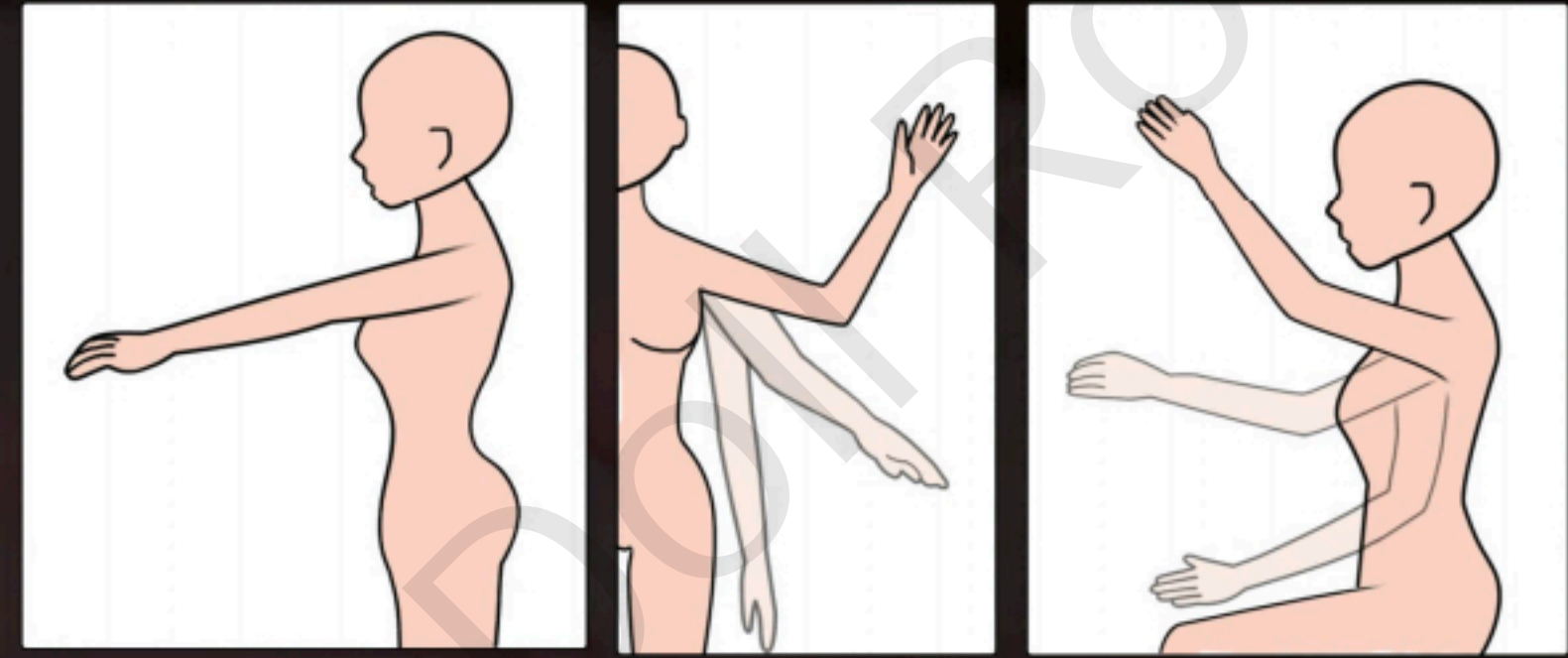
Front and back, left and right rotation should not exceed 45 degrees.



Head

Up and down direction, left and right direction.
Rotate no more than 45 degrees.

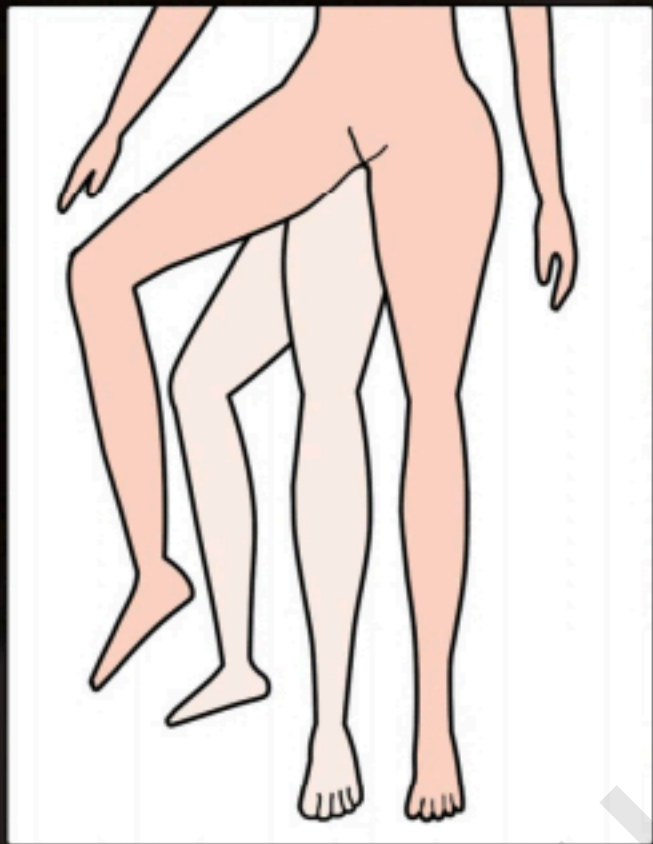
Upper arm



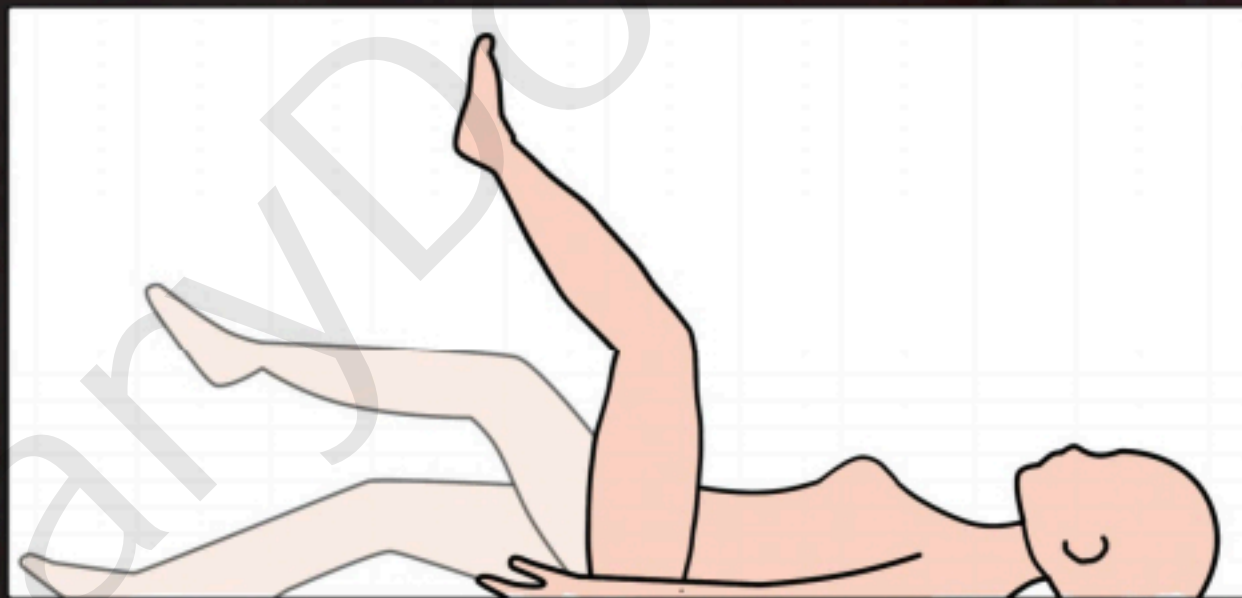
Shoulder - Move back and forth, side to side.
Elbow - Move forward, side to side, and rotate.
Wrist - Move back and forth, side to side, and rotate.

Leg

Thighs : Rotate back and forth, left and right.
Knee : Front and Back.
Ankle : Front and Back.



Best use method



1. Apply lubricant to private areas and channels before use.
2. Condoms are recommended for improved effectiveness.

Note :

The red dots in the picture are the joints of the doll, which can move within a certain range, but In order to better protect the doll, the joint range of motion should not be too large, so as not to damage the doll The doll has a built-in skeleton, causing damage to the doll.

XTDOLL

Heating controller

Adopt 220W to 36V DC electric heating

Intelligent heating

◆ Heating area

Exclude the head, areas below the elbow joints, and below the knee joints from heating. Other body parts can be heated using heating wires.

◆ Heating time

Heating time depends on doll size and skin thickness, typically ranging from 2 to 5 hours. Deviations in data are normal due to ambient temperature.

◆ Thermal equilibrium time

Residual temperature is approximately 28-32 degrees, lasting for about 1-2 hours. Deviations in data due to different ambient temperatures are normal.

◆ Charging indicator light

When the charger is connected to the plug, a red light indicates normal heating, while alternating red and green lights indicate normal operation.

◆ Body Surface Temperature Variation

The doll is heated from the inside out, and it is normal for certain areas of the skin surface to have less noticeable temperature changes.

Cautions

1. Avoid using materials that are prone to color fading for heating wraps.
2. Do not place the heating wrap on a hard surface.
3. Do not connect the doll to the power supply while using the heating function.
4. Ensure that the heating socket, plug, and power supply do not come into contact with

Use and Care Instructions

Cleaning & care

● Head cleaning :

Use water below 40°C to clean the head. Avoid dry cloth or hard objects to protect makeup.

● Body cleaning :

Use water below 40°C to clean the body. Use cleansing oil for stubborn stains.

● Cleaning precautions :

Avoid water entering neck joint to prevent rust. Use provided disposable cleaner for vagina and anus. Don't wash vagina directly with tap water.

● Sounding version cleaning :

Be cautious not to let water touch sounder or circuit board.

● Nursing care :

Clean doll every 10-20 days, apply talcum powder after. Turn compressed side up to restore indentations.

Be careful

● Posture Restrictions :

1. Avoid prolonged bending, sitting or standing incorrectly.
2. Non-standing versions should not be made to stand.

● Staining and Cleaning Precautions :

1. Avoid dark clothes to prevent staining.
2. Do not wash sensitive areas directly with tap water.
3. Stay away from sharp objects, flames, and strong irritants for cleaning.

● Allergy and Storage :

1. Test raw materials if prone to allergies.
2. Avoid vertical storage.

Repair

● Posture Restrictions :

1. Clean slight damage or fuzzing with oil.
2. Cleaning area should be larger than the damaged part.

● Repairing Minor Damage :

1. Use a hair dryer to evenly blow hot air or gently scrape with a hot oil painting knife.
2. Talcum powder can also be used.

● Accidental Breakage :

1. Wash and dry the wound surface.
2. Apply a small amount of glue using a toothpick, only covering the wound surface.
3. Excessive glue usage may cause material corrosion.

● Severe Damage or Corrosion :

1. Contact the manufacturer for repair guidance.
2. Request a repairing instructional video before starting repairs.



After-sales service instructions

XT DOLL

1. Inspect product upon receipt; no returns or exchanges after signing.
2. One-year warranty; customer covers shipping for quality issues.
3. Used products cannot be returned or exchanged.
4. Contact customer service for special circumstances.
5. Excessive use may void warranty.
6. Improper use-related damage not covered under warranty.
7. Review product details and material properties before purchase.
8. TPE products may have slight odor that fades over time.
9. Consider sound functions of smart dolls (pronounced Heating); soundperfection not guaranteed.
10. Heating wire and switch quality separate from product.
11. Minimal visible parting lines due to production process; not considered defects.



Recommend DOLL
Welcome user sex in to...



IP: Everleigh



IP: Mercat



Disclaimer :

Product Notice :

1. Adult products are not for children under 18. Keep them safely stored to prevent access by children, as the company is not responsible for any consequences.
2. Public nudity is prohibited, and individuals bear responsibility for any resulting issues. The company will not be held liable.
3. Our products are for personal use only, and the company is not responsible for diseases caused by private resale.
4. We specialize in realistic simulation dolls based on contracted models. There is no infringement on characters, and any similarity is coincidental.
5. Contact our company for proper disposal if you no longer need the product, and avoid discarding it in public places or trash cans.