



实体娃娃使用说明书

INSTRUCTION MANUAL



中山市华艺蜡像艺术有限公司
ZHONGSHAN HUAYI WAX ART CO., LTD

地址: 中山市横栏镇永兴工业区富庆一路22号
电话: 0760-87686386

实体娃娃使用说明书

Instruction manual for solid doll

感谢您选择我司生产的实体娃娃,为确保正确操作产品,避免因使用不当造成产品损坏,请仔细阅读以下说明。

Thank you for choosing the entity doll produced by our company. In order to ensure the correct operation of the product and avoid product damage due to improper use, please read the following instructions carefully.

关于娃娃

About dolls

本公司生产的娃娃以硅胶或TPE和金属骨架制成。材料符合国家相关标准规定,环保无毒,广泛应用于高端成人用品行业。

The dolls produced by our company are made of silicone or TPE and metal skeleton. The materials comply with relevant national standards and regulations, are environmentally friendly and non-toxic, and are widely used in high-end adult products industry.

娃娃使用注意事项

Precautions for doll use

1. 避免用指甲等尖锐物件刮伤,以免损坏娃娃皮肤。如果不慎刮伤娃娃皮肤,请用我司配备的修补剂修补,具体修补方法请联系客服。
2. 请不要肆意摆放高难度动作,产品关节长时间保持高度弯曲状态,表面可能会出现褶皱,如娃娃长时间不用,请保持出厂时包装状态。
3. 给娃娃摆姿势时,请注意在下方垫干净软垫,以免因受力过度损伤娃娃皮肤。
4. 给娃娃摆弄夸张动作连续时长不得超过3小时,避免娃娃皮肤开裂。
5. 娃娃使用前请清洗私处,可用阴道清洗器冲洗,并及时用纯棉不掉色毛巾擦干。
6. 娃娃避免长时间太阳直射,太阳直射会缩短使用寿命。
7. 清洗娃娃时,请不要让娃娃脖子连接处进水,以免生锈,影响后期使用。
8. 选择娃娃衣服时,请确认衣服不褪色,尽量选择浅色衣服。
9. 安装娃娃头部时,脖子挂钩处先拧紧螺丝再安装头部,取下时左右拧动头部即可。

1. Avoid scraping with sharp objects such as nails to avoid damaging the doll's skin. If you accidentally scratch the doll's skin, for specific repair methods, please contact customer service.
2. Please do not arbitrarily place difficult movements. Please do not make your doll joint bent for a long time, and wrinkles may appear on the surface. If the doll is not used for a long time, please keep your doll hanging or lying.
3. When posing for the doll, please pay attention to pad a clean cushion below to avoid damaging the doll's skin due to excessive stress.
4. To avoid cracking of the doll's skin, please try to avoid those exaggerated actions. Better keep those actions less than 3 hours.
5. Before and after use, please clean the doll's private parts, wash them with a vaginal cleaner, and

dry them with a pure cotton non fading towel in time.

6. Dolls should avoid prolonged direct sunlight, which will shorten their service life.
7. When cleaning the doll, please do not let water enter the junction of the doll's neck, so as not to rust and affect the later use.
8. When choosing doll clothes, please make sure that the clothes do not fade and try to choose light colors.
9. When installing the doll's head, tighten the screws at the neck hook first, and then install the head. When removing, turn the head left and right.

售后须知

After sales instructions

1. 由于本产品是私人物品,所有产品是在经过严格的测试后才发出的,如发现质量问题,请在收货后2小时内联系客服,逾期概不负责。
2. 手指关节不可向手背过分弯曲,不能撑住物体受力,如向手背弯曲超过15度产生的断裂,或撞击,摔落产生的断裂,不能享受退换、保修。
3. 大腿不能往两侧张开超过130度,若超过此角度引起骨架断裂和硅胶的撕裂不在质保范围。
4. 若由于玩家在维护产品时,用力擦拭产品引起的掉色,不在维修退换的范围。工厂可以提供维修,玩家须自行承担运费及维修费用。
5. 娃娃在制作过程中,产生的分模线不属于质量问题。

1. As this product is a personal item, all products are sent out after strict testing. If quality problems are found, please contact the customer service within 2 hours after receiving the goods. We will not be responsible for the overdue.
2. The knuckles of the fingers should not be bent excessively toward the back of the hand. The knuckles of the fingers cannot hold the object under force. If it is broken by bending more than 15 degrees to the back of the hand, or the doll is broken by falling, we will not return, exchange, and provide no warranty.
3. The thighs should not be stretched more than 130 degrees to the sides. If the skeleton breaks and body skin tears occur beyond this range, we do not provide warranty. The thighs should not be stretched more than 130 degrees to the sides. If the skeleton breaks and body skin tears occur beyond this range, we do not provide warranty.
4. If customer wipes the doll skin too hard and causes discoloration, no warranty is provided. If the customer is willing to bear the shipping costs and maintenance costs, we factory can provide warranty.

常见问题

Common problem

1. 娃娃是否能站立
娃娃有站立款和不站立款:站立款脚底有三个保护钉,能让娃娃站立而不损伤脚底。提醒玩家,站立对娃娃使用寿命有影响,尽量以坐姿或躺姿为优先选择姿势。不站立款,脚底无保护钉,表面比较真实,但缺少保护。
2. 眼球能否移动
娃娃眼球有固定和可移动两款选择,玩家选购固定眼球款,是不可以调节方向的。玩家选择可移动眼球

娃娃活动范围

Doll activity range

腿部:

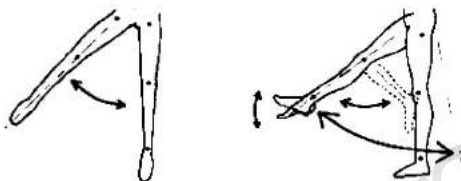
大腿: 向外侧抬起角度不得超过40度,向前不得超过65度,向后不得超过30度。

小腿: 向后弯曲不得超过70度。

Legs:

Thigh: the lift angle shall not exceed 40 degrees to the outside and 65 degrees to the front, Not more than 30 degrees backward.

Lower leg: bend back no more than 70 degrees.

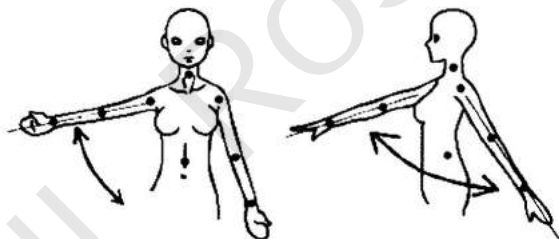


大臂:

大臂向外侧抬起角度,不得超过80度,前后抬起角度不得超过75度。

Boom:

The boom shall be lifted outward at an angle of no more than 80 degrees, The front and Rear lifting angle shall not exceed 75 degrees.



小臂和手掌:

小臂左右活动角度,不得超过60度。

左右旋转不得超过45度,手掌活动不得超过65度。

Forearm and palm:

the left and right movement angle of forearm shall not exceed 60 degrees.

The left and right rotation shall not exceed 45 degrees,

and the palm movement shall not exceed 65 degrees.



娃娃使用说明

Doll instructions

器具:

娃娃可安装“器具”,

器具”为消耗品,

为了您的个人健康,

建议经常清洗、更换。

Appliances:

Dolls can be installed with "appliances", "appliances" For the sake of consumables and your personal health, it is recommended to wash and replace them frequently.

擦拭:

保持娃娃干燥。

如娃娃表面存在污渍灰尘,

请用微湿毛巾轻拭去除。

娃娃禁止穿戴染色衣服,否则染色后难以去除。

Wipe:

Keep the doll dry. If the doll surface exists Please wipe off the dirt and dust with a slightly wet towel Except. Dolls are forbidden to wear faded clothes, No It is difficult to remove after dyeing.




娃娃使用说明

Doll instructions

器具: 禁止暴晒,避光存放。远离化学品与明火。

Appliances: Do not expose to the sun and store away from light.

Keep away from chemicals and open flames.



申明:

本公司生产销售的所有产品仅供于客户合法用途,如利用我司产品从事违法犯罪活动,一切后果由客户本人承担。

Statement:

All products produced and sold by the company are only for the legitimate use of customers. If the customer use our products to engage in illegal and criminal activities, all consequences shall be borne by the customer.

款,是可以调节的,用手指轻轻按压眼珠,即可上下左右调节。

3. 娃娃出油怎么办

硅胶或TPE制品长时间放置,表面会出现油面发光现象,这是由于硅胶或TPE配方中含有硅油,属于正常现象,建议每2-4周清洁一次,并用爽身粉擦拭。

4. 娃娃如何清洗

请用常温水清洗,配以沐浴露、香皂等人体常用清洁产品清洗,禁止用强碱性化学物品,如酒精、84消毒液等清洗,清洗后用干毛巾(不掉毛)吸干水份,可自然凉干(禁止使用电吹风机),然后打上爽身粉,此时娃娃皮肤光嫩如新。

5. 娃娃不慎染色怎么办

因娃娃会出油,着深色易掉色服装时,会使娃娃皮肤染色,如不慎着色,请使用我司专用的去色膏,在着色点涂抹,稍置片刻,颜色会变淡,如此反复,直至基本消失。

6. 涂装怎么维护

产品在出厂时进行化妆的材料为特殊涂料,一般不会脱落,只会随着把玩,摩擦渐渐变淡。但清洗使用时请勿用力擦拭。使用和清洗时请注意擦拭力度,如果用力过大会造成睫毛、阴毛脱落及掉色。一旦掉色之后很难修补。玩家可使用化妆品进行化妆,但请选择粘稠度不高,油性不高的化妆品,否则可能会造成难以清洗。卸妆时请注意力度,以免掉色(所有非正常操作引起的掉色、脱毛不在质保范围内,掉色脱毛可以修复,但玩家需承担邮费及修复费用)。

7. 关于阴道

下单发货默认为一体阴道,一体阴道也叫固体阴道,不可拆卸,正常使用,使用前后用清洗器清洗即可。

分体阴道,也叫可做拆卸阴道,在购买时选择分体阴道,发货时已安装好,外观与一体无差异,如需清洗,可打开双腿取出阴道器具,清洗后配以润滑油辅助安装即可。

1. Can the doll stand

Dolls have standing and non standing models: standing models have three protective nails on the soles of the feet, which can make dolls stand without damaging the soles of the feet. Remind players that standing has an impact on the service life of dolls. Try to give priority to sitting or lying posture. No standing style, no protective nails on the soles of the feet, the surface is more real, but lack of protection.

2. Can the eye move

Doll eyeballs have two options: fixed and movable. Players can't adjust the direction when buying fixed eyeballs. Players can choose the movable eyeball, which can be adjusted. Press the eyeballs gently with your fingers to adjust up, down, left and right.

3. What about baby oil

If silica gel or TPE products are placed for a long time, oil surface luminescence will appear on the surface. This is because silica gel or TPE formula contains silicone oil, which is a normal phenomenon. It is recommended to clean it every 2-4 weeks and wipe it with talcum powder.

4. How to clean dolls

Please clean with clean water at normal temperature, bath gel, soap and other commonly used cleaning products for human body. It is forbidden to clean with strong alkaline chemicals, such as alcohol and 84 disinfectant. After cleaning, use a dry towel (without hair loss) to absorb water, which can be naturally dried (hair dryer is prohibited), and then apply talcum powder.

5. What if the doll is accidentally dyed

Because the doll will produce oil, when wearing dark clothes that are easy to fade, the doll's skin will be dyed. In case of accidental coloring, we have the special color removing cream to solve this problem. Please contact our after sales team. After a while, the color will fade. Repeat until it basically disappears.

6. How to maintain the coating

When the product leaves the factory, the makeup material is a special coating, which generally will not fall off, but friction during the play will make coating fade gradually. However, do not wipe

hard when cleaning. Please pay attention to the wiping force when using and cleaning. If you use too much force, eyelashes and pubic hair will fall off and fade. Once the color fades, it is difficult to repair. Players can use cosmetics to make up, but please choose cosmetics with low viscosity and low oil, otherwise it may be difficult to clean. Please pay attention to the strength when removing makeup to avoid color fading (all color fading and depilation caused by abnormal operation are not within the warranty scope, and the color fading and depilation can be repaired, but the player shall bear the postage and repair costs).

7. About vagina

By default, the single vagina is an integrated vagina. The integrated vagina is also called a solid vagina. It can not be disassembled and can be cleaned with a washer before and after use.

Split vagina, also known as detachable vagina, is selected at the time of purchase. It has been installed at the time of delivery, and there is no difference between the appearance and integration. If it needs to be cleaned, open both legs and take out the vaginal appliance. After cleaning, it can be installed with lubricating oil.

娃娃活动范围

Doll activity range

限于娃娃的材质和结构原因,我们建议阁下不要将人偶维持同一个动作过久,否则可能会因为过大的拉力造成着力处断裂、损坏。

Due to the material and structure of the doll, we recommend you not to keep the doll in the same action for too long, otherwise the force may be broken and damaged due to excessive tension.

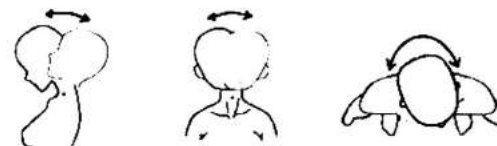
躯干: 前后、左右、旋转角度不得超过30度。

Torso: front and rear, left and right, rotation angle shall not exceed 30 degrees.



头部: 前后、左右、旋转角度不得超过30度。

Head: front and rear, left and right, rotation angle shall not exceed 30 degrees.



Posing Instructions

ポーズの説明

A realistic TPE Doll can be used for many purposes such as photographic model, synthetic companion, standalone artwork and much more...

リアルなTPEラブドールは、写真モデル、家族、アートワークなど、さまざまな用途に使用できます...

To increase durability it is not recommended to leave a TPE Doll in the same position for longer periods except for the default pose in which she was delivered of course.

耐久性を高めるために、輸送中のデフォルトの姿勢(真つぐ)を除き、DOLLを長時間同じ姿勢で保持することは推奨されません。

Although the elasticity of TPE is quite extraordinary, excessive stretching of the material, especially for long periods, might result in deformations.

TPEは伸縮性に優れていますが、材料の過度な伸び、特に長期間の伸びは変形を引き起こす可能性があります。

If the Doll is not to be used, please reposition the model in its original position with hands turned downwards.

ラブドールを使用後に、手を下向きにしてラブドールを元の位置に戻して保管してください。

Position of the Doll when delivered

お迎えの際、ドールの姿勢

Note: Feet should be slightly bent forward.

注: 足は少し前に曲がる必要があります。

This is the position in which the Doll should be stored. To avoid compression it is recommended to put the body on a soft surface like memory foam or a mattress.

これはラブドールが保管されるべき場所です。圧力を避けるために、メモリーフォームやマットレスなどの柔らかい物を体の下に敷くことをお勧めします。

Shrugging Shoulders

肩をすくめる

The skeleton features the shrugging shoulders option as standard. This allows a more realistic positioning of the upper arms making the Doll look even more natural and human like when posing.

The shoulders can also move slightly forward and backward, about 15 degrees.

新骨格には、肩を窄めるオプションが標準装備されています。これにより、上腕の位置がよりリアルになり、ポーズをとるときにラブドールがより自然で人間味のあるものに見えます。

肩関節は前後に15度位、動かすことができます。

Please take some time to learn how the hinges work in that area before attempting to replicate complex poses.

In general, posing a TPE DOLL should be done very carefully!

複雑なポーズを再現しようとする前に、この部分のヒンジの仕組みを理解した上で施してください。

一般的に、TPE DOLLのポージングは非常に慎重に行う必要があります。

Forearm:

前腕:

The doll's lower arms can move up but because we set movement limitations on the elbow it can not bend in the other direction (just like a real human).

ラブドールの下腕は上に動くことができますが、肘部に動きストッパーが設置されており、不自然な逆方向へ曲がることはできません(実際の人のように)。

The doll's forearm can rotate without limitations but it is not recommended to make it turn further than a few degrees. Never rotate a full turn!

ラブドールの前腕は自由に回転させることができますが、過度に回転させることはお勧めしません。完全な円を回転させないでください!

Range of Movement

移動範囲

Head:

ヘッド:

The doll's head is connected to its body with metal connectors and can turn to the right and the left freely.

However, because the neck is fixed to the metal skeleton, forward and backward movement as well as side movements should not exceed an angle of 45 degrees.

ラブドールのヘッドは金属製のジョイントでボディにつながっており、左右に自由に回転させることができます。

ただし、首は金属製の骨格に固定されているので、前後の回転角度と左右の回転角度は45度を超えないようにしてください。

Shoulder and Upper Arm:

肩と上腕:

The arms can be raised to both sides horizontally as high as to the chest level, that is, about 60 degrees. They can go higher

but this is not recommended as excessive stretching may harm the material in the armpit area.

腕は胸の高さ(約60度)まで横に水平に上げることができます。

腕を60度以上上げることができますが、過度に伸ばすと脇の下の素材が損傷する可能性があるためお勧めできません。

The arms can be raised about 60 degrees forward. They can also be bent slightly backward for 10 degrees. They can go further but this is not recommended as excessive stretching may harm the material in the armpit area.

腕は約60度前方に上げることができます。また、わずかに10度後ろに曲がることもあります。

腕を持ち上げたり曲げたりすることはできますが、過度に伸ばすと脇の下の素材が損傷する可能性があるためお勧めできません。

Molding pose & Skeleton

モデリングポーズと骨格

= Two way Hinges

= 双方向ヒンジ

= Rotating hinges

= 回転ヒンジ

Your doll is manufactured in an upright position. This allows the TPE in its liquid form to flow everywhere into the mold.

DOLLは直立した状態で製造されています。これにより、熱可塑性エラストマーが液体の形で金型内のいたるところに流れるようになります。

Do not leave your doll sitting or limbs flexed for long periods of time as creases will develop where the skin folds.

ラブドールを長時間座らせたり、手足を曲げたりしないでください。これは、皮膚が折りたたまれているところにシワができるからです。

Regularly alternating her position is best to keep your Doll in good shape!

彼女の姿勢を定期的に変えることはDOLLを良い状態に保つための最良の方法です!

Hand

手

The doll's hand can fold inwards and outwards at 45 degrees.

The doll's hand can also rotate.

ラブドールの手掌は、内側と外側に45度回転させることができます。

ラブドールの手掌も回転させることができます。

But do not exceed 45 degrees in each direction from the starting point. Never rotate a full turn!

ただし、回転角は45度を超えてはなりません。完全な円を回転させないでください!

Waist

ウエスト

The waist can fold forward and backward with a limit set at about 40 degrees. When the body rotates right and left, the angles are limited to 40 degrees as well.

Beware: When the waist is bent and rotated simultaneously, the limits are greatly reduced!

The doll's waist can also bend sideways to the left and right, horizontally, the angles for this are limited to 30 degrees.

腰は前後に動かすことができますが、限界は約40度に設定されています。腰を左右に回転させたときの角度も40度に制限されています。

注: 腰の曲げ伸ばしと回転を同時に行う場合は、制限角度がかなり低くなります。

ラブドールの腰も横に曲げることができます。水平方向では、角度は30度に制限されています。

Leg

腿

The thighs of a doll can bend up to an angle of 120 degrees for a short period of time. Be aware though that in this case the TPE material will be subjected to a significant amount of stress which can cause tearing. Please use such extreme posing moderately!

ドールの太もも(付け根)、短時間で120度まで曲げることができます。ただし、この場合、TPE素材に大きな負荷がかかり、大腿部や付け根が裂ける可能性があることに注意してください。この極端な姿勢を適度に使うってください!

The thighs can also bend backwards to an angle of 30 degrees. In any case, don't leave the legs folded over the body for too long. Otherwise Unsightly creases can appear quite rapidly in the groin area!

太ももは30度後ろに曲げることもできます。ただし、足を体に長時間曲げないでください。そうしないと、見苦しいしわがすぐに股間部に現れます!

Legs opening

腿を開きます

The total opening angle of the legs should not exceed 120 degrees. We don't recommend opening the doll's thighs too wide as the action can produce much too pulling force on the doll's TPE which can cause damage. A safe leg opening angle is 50 degrees at most to both sides and not over 15 degrees of the body's vertical line to the inside.

足の全開き角度は120度を超えてはなりません。ラブドールの太ももを広げすぎると、ラブドールのTPE素材に過度の張力がかかり、損傷が発生するため、お勧めしません。安全な脚の開き角度は、両側で最大50度、ボディの垂直線から内側に15度以内の範囲です。

Lower leg

ふくらはぎ

The thighs can be rotated making it possible to replicate some interesting poses for the legs. The knees can be oriented slightly inwards

to give the doll that typical asian Manga girl stance. To rotate the thighs, it is recommended to bend the lower part of the leg backwards and then rotate it. A few degrees are enough.

太ももを回転させることができるので、脚に面白い姿勢を作り出すことができます。また、膝を少し内側に向けることで、アジアのコミックガールらしいポーズをとることができます。太ももを回転させるには、脚の下部を後ろに曲げてから回転させることをお勧めします。数度のわずかな回転で効果があります。

Lower leg

ふくらはぎ

The lower legs can be bent backward to the maximum of 150 degrees thanks to the double hinged knee system, but the recommended angle is 100 degrees. The knees can not be bent forward like it is the case for real human.

デュアルヒンジの膝関節システムのおかげで、ふくらはぎは最大150度まで曲げることができますが、推奨される角度は100度です。膝は本物の人間のように前に曲がることはできません。

With the double hinged knees it is possible to pose the doll in the pose illustrated above. However don't leave the doll in such a position for too long and do not place her on a hard surface! This may cause permanent damage to the knees.

ダブルヒンジの膝を使用して、ラブドールを上の写真に示すポーズで配置することができます。ただし、長時間ポーズをとらせたり、固い地面に置いたりしないでください。これにより、膝に永久的な損傷を与える可能性があります。

Feet

足

If you chose the stand up option you will notice three bolts protruding through the bottom of each foot. These are meant to act as point of contact with the ground. A Doll without these bolts can not stand on her feet!

スタンディングオプションを選択すると、各足の底面から3本のボルトが突き出ていることに気付くでしょう。これらのボルトは、地面との接触点として機能します。これらのボルトがないと、ラブドールは立つことができません。

women wearing high heel shoes can be very attractive. However it is not

Feet

足

recommended to stand a doll in high heels. Feet should always be flat with the six bolts touching the ground when attempting to pose the Doll upright.

ハイヒールを履いた女性はとても魅力的です。ただし、DOLLが立っているときは、ハイヒールを履くことはお勧めしません。ラブドールを直立させようとするときは、足を常に平らにし、6本のボルトを地面に接触させる必要があります。

The foot can be bent forward, sideways to both sides and up just a little bit.

足は前に曲がったり、横に傾いたり、少し上に曲がったりすることがあります。

Hand

手

Each TPE finger is internally supported by a wire. we recommend to not bend the wires too often as this can cause breakage. The hands can not hold heavy objects and you should never pose your Doll so that her full weight rests on the palms of her hands! This may cause permanent damage to the TPE.

DOLLのTPE製の指は、それぞれ内部のワイヤーで支えられています。ワイヤーを頻繁に曲げないことをお勧めします。曲げるとワイヤーが損傷する可能性があります。重いものを手に持つことはできません。ラブドールの全重量を手のひらに乗せてはいけません。これにより、TPE製のラブドールに恒久的な損傷を与える可能性があります。