



IRONTECH DOLL

• BEAUTY INSPIRED CREATION •



# Love Doll

## Manual





# ■ Thank you for choosing Irontech Doll

To ensure an optimal and prolonged experience, we kindly request that you carefully read the provided manual before using the product.

## Accessories

### Comb

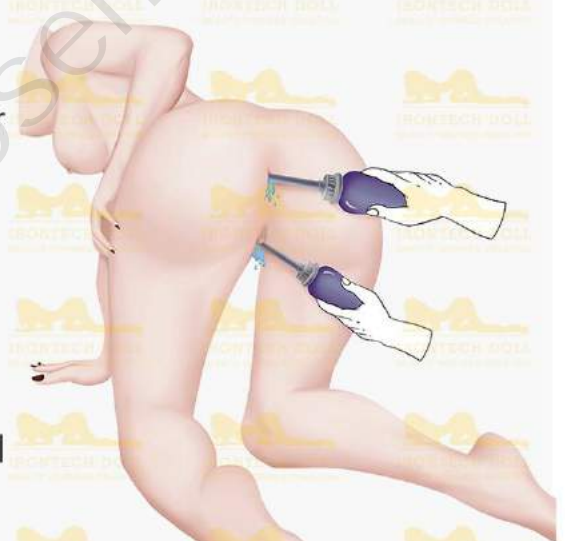
For combing the wig. It's best to use a spray water bottle. Lightly spray the wig and gently comb the hair.



### Vaginal cleansing

Intended for cleaning penetrable areas (mouth, vagina, and anus). Follow these steps for effective cleaning:

- Fill the provided bottle with either clean water or a mild soapy solution.
- Gently insert the nozzle of the irrigator into the tunnel.
- Squeeze the bottle to release the water, effectively rinsing the tunnel's interior.
- Repeat this process several times until the tunnel is thoroughly cleansed.
- For the final rinse, use clean water.





## Disposable drying stick

We offer two disposable drying sticks for absorbing residual moisture in the vaginal area. Please insert it into the tunnel after thorough cleaning until all water is completely absorbed.



## USB heating rod

Used to warm up the vagina and provide a more natural feeling. Only takes 15-20 minutes to warm the tunnel. Avoid heating the tunnel for more than 30 minutes.



Automatic Temperature Control  
under 46°C

Material: ABS,PU

USB Adapter

Size: 15cmx1.7cm

## Lingerie

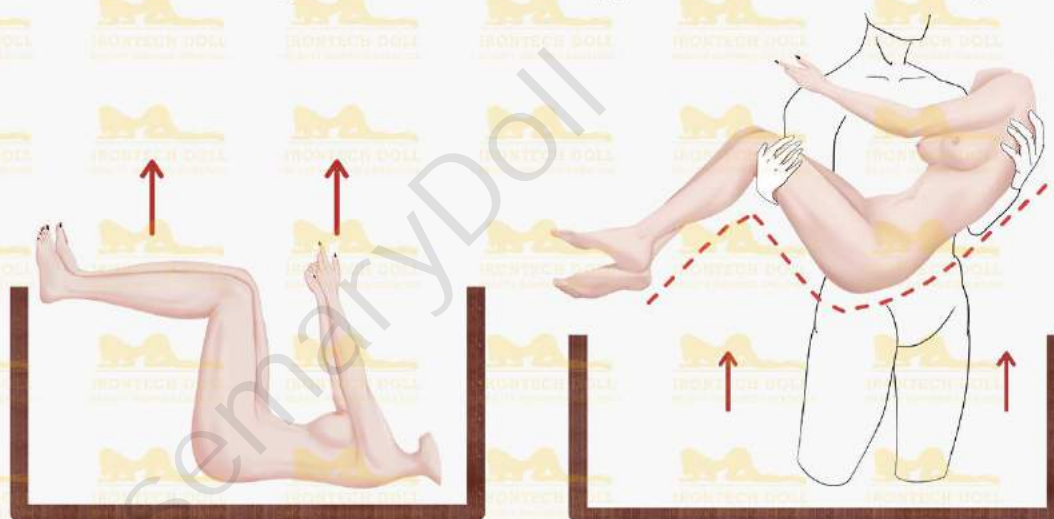
We provide sexy lingerie, adding charm and authenticity to every playtime scenario.





# How to safely remove the doll from packaging

- Remove the protective foam and accompanying accessories from the packaging.
- Position the doll to match the reference image provided.
- Lift the doll out using a bridal lift, with your arms passing around its back and behind its knees for gentle and secure support as shown in drawing.



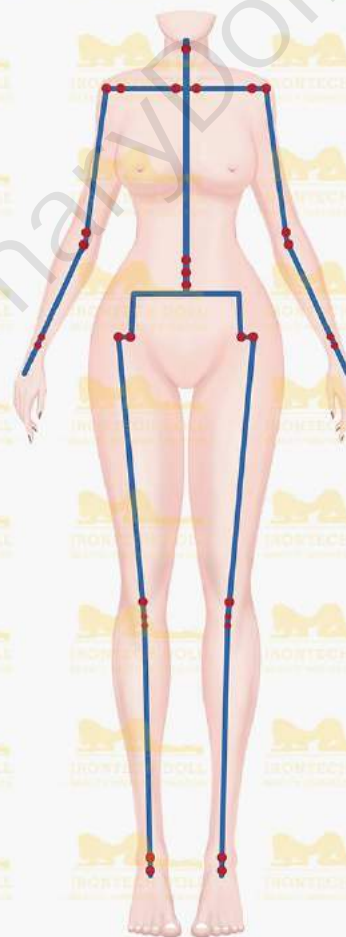
## Key features:

Our dolls are crafted using **TPE or Silicone** (also known as Cyber-skin), combined with a **flexible metal skeleton**. This material is not only environmentally friendly but also promotes a healthy experience. TPE or Silicone is widely utilized in high-end adult products for their exceptional qualities.

Dolls taller than 100cm are equipped with a fully functional **mouth, anus, and vagina**. The construction of the anus and vagina is designed to closely resemble the anatomical features of a real woman. The internal structure of these orifices replicates the physiological composition found in the human body. During intimate interactions with the doll, you will experience a sensation similar to the suction effect when penetrating deeply.

Our dolls possess a wide range of articulation, **allowing them to perform most actions achievable by human beings**. In fact, they can even assume postures that may be impossible for humans. Feel free to employ your imagination and skill to explore the various possibilities. For guidance on different poses, please consult the pictures provided below.

We hope this information provides you with a better understanding of our doll's capabilities. If you have any further inquiries or require assistance, please do not hesitate to reach out to us.





# How to correctly operate the doll

- When manipulating the doll, use one hand to stabilize the body while using the other to move the joints.



- Protect the knee and elbows with a soft pad. Use pillows or soft supports to maintain a natural body shape when storing or displaying the doll.



## Neck

The neck can bend forward and backward, and to the left and right.







## Shoulder

If your doll has a joint for shrugging the shoulder, allowing more upper-body positions.



## Arm


Flexion, extension, internal rotation, external rotation, and circumduction are available for arms.





## Wrist

Flexion, extension, abduction, adduction, supination, and pronation are available for the wrist.



## Waist

Waist can bend forward, backward, sideward, and rotation.





## Leg

The leg can bend forward, backward, sideward, medial rotation, lateral rotation.



## Ankle

Plantar flexion and dorsi flexion.



# Regarding the feet:

## 1 Standing feet:

The feet of our dolls with standing capability feature three protective pins on the bottom to maintain stability without causing damage. Should you wish to have the doll stand on her own, it is necessary to adjust to the optimal angle for balance.

## 2 Standing feet without bolts:

The non-standing foot design offers a more realistic appearance. Please refrain from standing the doll without appropriate protection on the bottom feet. If you intend to stand the doll, kindly ensure the feet are safeguarded.



Standing feet



Standing feet without bolts



# Regarding the vagina:

## 1 Fixed vagina:

The doll is equipped with one of two types of vagina, marked as a fixed vagina by default. The fixed vagina is not designed to be dismantled and can be used normally as intended.

## 2 Removable vagina:

The removable vagina, also known as a detachable vagina, is included with the doll upon purchase. Both the removable and fixed vagina types possess identical appearances and provide a comparable tactile experience. To clean the vagina, please spread the doll's legs, widen the pudendum opening, and remove the vagina. If you encounter any resistance while installing the removable vagina, applying a small amount of body lubricant to the exterior of the removable part can facilitate smooth insertion.





# How to attach the head

## Quick connector

Inserts directly without any rotation.



## Set screw

Insert the rubber ring and tighten the screw to your liking.





# How to clean a sex doll

Please clean the doll regularly to ensure hygiene.

**1** Mix appropriate shower gel with water to create foam.



**2** Cleanse the body, avoiding excessive force that may damage the skin.



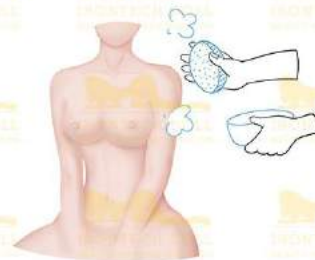
**3** Rinse the body to remove all shower and bath foam.



**4** Gently pat the body dry with a clean towel to remove any remaining moisture.



**5** It's best to apply body powder to keep the skin dry.





# How to wash a synthetic wig

**Materials:** shampoo, towel, wide-tooth comb

## Steps:

- Brush the entire wig to prevent the hair from tangling.
- Turn the wig inside out so the side with the wig cap faces outward.
- Pour the shampoo into the basin, then stir it to create a foam.
- Clean the wig gently with your hands. Avoid vigorous rubbing.
- Rinse away the foam with water.
- Gently press and dry the wig using a towel.
- Turn the wig outward. Once the wig is fully dry, comb it through with a comb.





# Warning

## **Avoid:**

Keep the doll away from sharp objects, oils, solvents, and silicone-based lubricants, as these can damage the doll's skin. Use water-based lubricants ONLY.

## **Staining:**

Dark-colored clothing may cause skin staining. Please wash the dark clothes before dressing the doll. In case of accidental staining, clean the affected area with soapy water until the color fades. Use a stain removal cream to eliminate the discoloration marks for severe stains.

## **Body painting:**

The realistic body painting may fade gradually over time due to friction and cleaning. Regarding the ultra-soft silicone body: It doesn't hold color as well as regular silicone. With friction and exposure to silicone natural oils, the body paint might slowly fade over time.

When changing your doll's clothes, please do so gently. We suggest using smooth fabrics (for the clothes, a lightweight blanket, and cushion cover) to reduce the risk of the paint fading caused by friction during use.

## **Preservation:**

It is advisable to have dolls wear light-colored bras to maintain the doll's breast shape. Hanging it or storing it flat in its original packaging is recommended. Please keep the doll in a cool, dry place.

## **Image discrepancy:**

The advertising pictures were taken by professional photographers and there may be slight differences between the actual product and the images in the advertisement. We do not use Photoshop enhancements on our dolls - only professional photographers and make-up artists are employed.

## **High temperature and high altitude environment:**

The doll's skin may swell if you are located in an area with high temperatures or at high altitudes. Please gently use a needle to puncture the skin to release the trapped air. Repeat this process several times until the swelling subsides.



# Frequently Asked Questions (FAQs):

## 1 Can the doll's eyes be adjusted?

Yes, the doll's eyeballs can be adjusted. Gently press down on the eye with your finger and carefully adjust its position as desired. Please exercise caution to avoid any damage to the doll's eyelashes.

## 2 How should pressure marks be addressed?

Our dolls are made with anti-pressure skin material, which makes them less prone to pressure marks. However, if pressure marks do occur, releasing the pressure for a while will often allow the skin to recover naturally. In case the marks persist, applying a warm wet towel to the affected area for a period of time, repeating the process as necessary, can help alleviate the marks.

## 3 How can damaged skin be repaired?

In the event of skin damage, please use our special repair glue for the doll's skin. Due to shipping restrictions imposed by airlines, the glue cannot be shipped with the doll. If you require the glue, please purchase it separately from us. For instances of extensive damage, please contact our customer service for assistance.

## 4 How does the full body warming system work?

Don't get discouraged if your doll's body isn't warm in the first 30 to 60 minutes. Silicone is really good at insulating heat so it takes a little longer for the heat to travel outwards to the skin and body. On average, it could take around 2 hours to fully warm your doll.

If you're having difficulty with the internal full body heating system, you might not be giving it enough time. The difference is night and day and you'll notice right away, if you just give it enough time.

### **SAFETY FIRST.**

**NEVER LEAVE YOUR DOLL ALONE FOR AN EXTENDED PERIOD OF TIME WHILE USING THE HEATING SYSTEM. TOO MUCH HEAT EXPOSURE COULD DAMAGE THE MATERIALS.**



## 5 How does the vaginal suction feature work?

To get the full effect it might take a little trial and error but it's worth the effort and patience. Basically the suction squeezes the channel around you during the feed and tightens slightly, then releases producing a clenching (clamping) affect, it also pulls or draws you in a bit deeper. There's a rhythm to it and you'll have to discover what works best for you. Some say it works best if you're already inside before powering on, while other say it doesn't matter.

Everyone will experience the sensation differently but some customers have reported the effect is much stronger when the doll is standing, or in a doggy or cowgirl position.

Some have even reported the experience is even more realistic in the way it functions as you interact with it, kind of like how you have to learn what does and doesn't work with a real-life partner.

The vaginal suction feature on a life sized doll does not produce the same artificial effect as what you might experience on some torso dolls on the market. It still feels amazing but it's a bit more subtle. Our dolls are designed to look and feel as real as possible, they aren't designed to do something a real woman - no matter how talented - can't do.

So at first take your time, show a little patience, and you'll be rewarded with years of unforgettable intimacy and emotional fulfillment.

## 6 Can I return or exchange the doll?

As our products are considered personal belongings, we do not accept returns. Rest assured that all our products undergo strict testing before being shipped out. If you encounter any quality issues, please contact our customer service within three days of receiving the goods for further assistance.

## 7 Can I add perfume or cologne to my doll?

It's advisable to apply it to the doll's clothing rather than directly onto the doll itself. Most fragrances contain alcohol and are not conducive to silicone or TPE materials. Moreover, the scent could permeate the doll's material and potentially alter over time for an outcome nobody would find pleasant.



## 8 How to use my robot sex doll?

We will consistently update the robot function instructions on this page. Please scan the QR code for more info.



We understand that a sex doll represents a significant investment. That's precisely why we've compiled this guide. Regardless of how you choose to utilize your sex doll, our goal is to ensure that every encounter you have is exceptional. By adhering to the advice we've presented, your doll will remain in excellent condition for many years.

**VISIT OUR WEBSITE [WWW.IRONTECHDOLL.COM](http://WWW.IRONTECHDOLL.COM) FOR MORE INFORMATION.**

More common questions and answers will be consistently added to our FAQ page: [www.irontechdoll.com/help-faq/](http://www.irontechdoll.com/help-faq/)

You can also find a full library of instructional videos on our website on our Functions page.

If you require further assistance please don't hesitate to contact us at [service@irontechdoll.com](mailto:service@irontechdoll.com)



# Follow us on



Irontech Doll



Irontechdoll Official



@irontechdoll\_official



@Slrontech



Irontech Doll

WhatsApp & Phone: +86 13670196546

Business Cooperation: leonard@irontechdoll.com

Customer Service: service@irontechdoll.com

[www.irontechdoll.com](http://www.irontechdoll.com)

## Factory Address

No.9, Xiushan Gengyun Street, Shaxi Town, Zhongshan City,  
Guangdong Province, China

## Office Address

Room 1001, Building No.1, Xinghuiwan, Shiqi, Zhongshan,  
Guangdong, China





IRONTECH DOLL

• BEAUTY INSPIRED CREATION •



# 成人玩偶

## 使用手册



**尊敬的顾客，感谢您选择 Irontech Doll**

为了让您获得最佳体验，请在使用前仔细阅读本手册。

## 配件

### 梳子

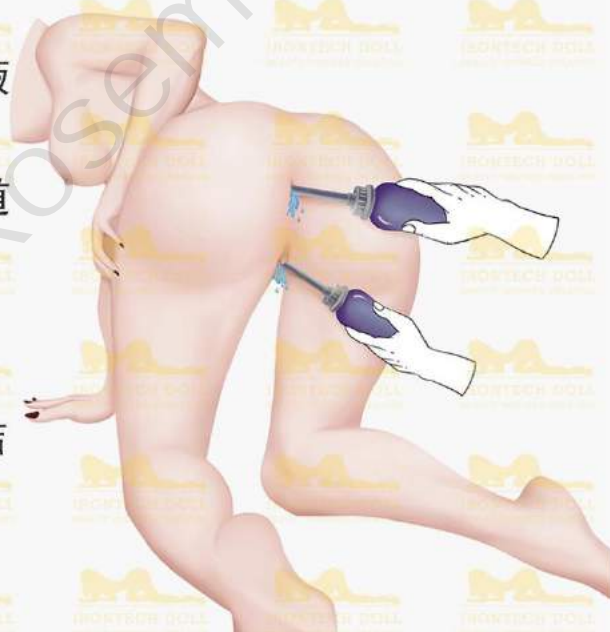
用于梳理假发，喷湿假发后轻轻梳理头发。



### 通道清洁器

用于清洁娃娃内部通道（包括口腔、阴道和肛门）  
步骤如下：

- 在容器中装入清水或抗菌肥皂溶液
- 将清洁器的喷嘴插入待清洗的通道
- 轻轻挤压容器，冲洗通道
- 重复上述清洗步骤，直至完全清洁
- 最后一次冲洗，请使用清水





## 一次性干燥棒

我们为您提供了两根一次性干燥棒，用于吸收通道内残留的水分。请在彻底清洁通道后插入干燥棒，待吸收完所有水分后拔出。此步骤有助于维护通道的干燥与清洁。



## USB加热棒：

USB加热棒可以加热通道，为您提供温暖自然的使用感觉。仅需15-20分钟，便可将通道加热至近人体温度。加热时间请勿超过30分钟，以免损坏娃娃皮肤。



自动控温在46℃以下

材质：ABS、PU

USB接口

尺寸：1.5cm x 1.7cm

## 内衣

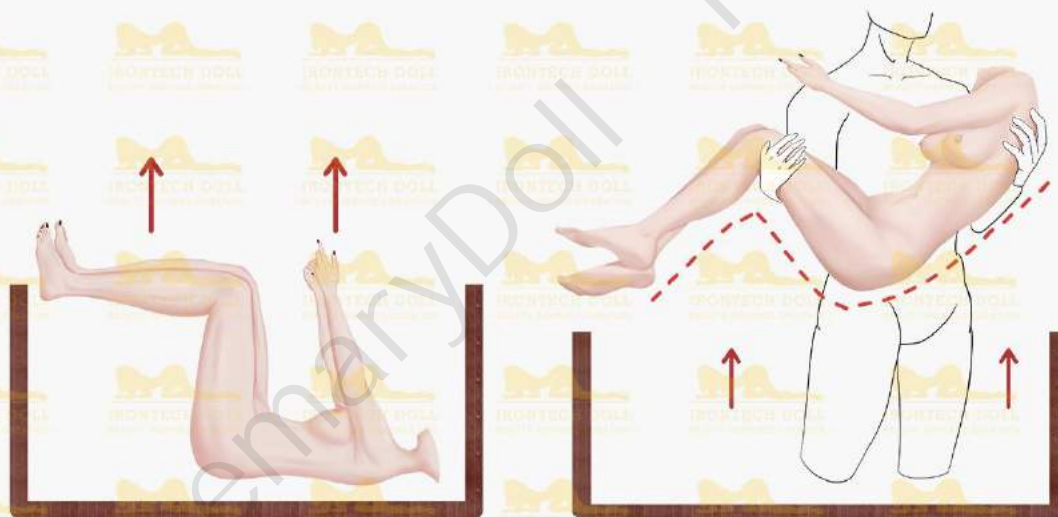
随赠的性感内衣，为您的每个游戏场景增添情趣。





# 如何安全地从包装中取出娃娃

- 取出包装中的保护层和随附配件
- 根据图示，将娃娃摆成相应的姿势
- 双臂绕过娃娃的背部和膝盖，抱起娃娃，如图中所示



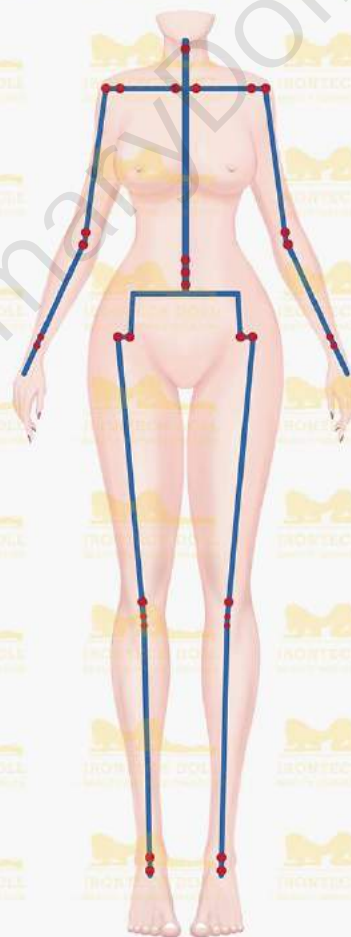
## 产品特点：

我们的娃娃采用业内广泛使用的TPE和硅胶，结合金属骨架制成。

身高超过100厘米的娃娃可使用口腔、阴道和肛门功能，其结构设计在真实女性身体进行了体感上的改良，位置贴合人体，给您带来紧致包裹的感觉。

娃娃配有30多个关节，能摆出基本动作，为解锁多种使用姿势提供了可能性。您可以参考下方图片以获得姿势的指导。

如有疑问，请随时与我们联系。





# 如何正确操作娃娃

- 调整娃娃时，请先用一只手稳定娃娃的身体，再调整关节。



- 使用或展示娃娃时，请使用枕头或软垫保护娃娃的膝盖和肘部。



## 颈部

颈部可以向前、向后、向左、向右弯曲。






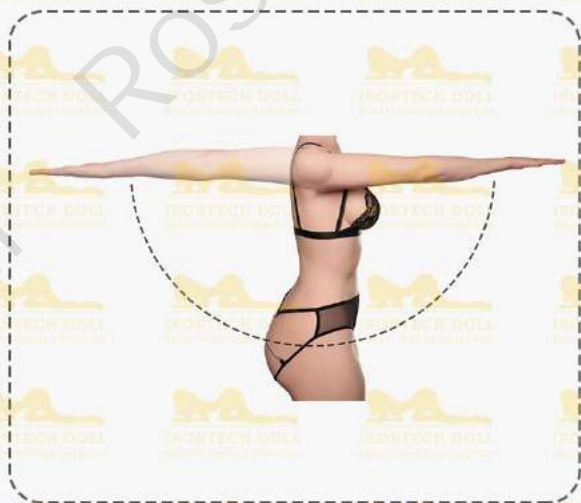
## 肩膀

肩部可摆出耸肩姿势。



## 手臂

手臂可进行屈曲、伸展、内旋、外旋、环绕等动作。





## 手腕

手腕可做出屈曲、旋后和旋前等动作。



## 腰部

腰部可以向前、向后、侧向、旋转活动。





## 腿

腿可以向前、向后、侧向弯曲、内旋、外旋。



## 足踝

足踝可屈伸。





# 足部的形态：

## 1 站立脚：

站立脚的底部有三个螺钉，用于保持站立稳定性的同时而不损坏脚底。如果您想让娃娃独自站立，则需要调整到最佳角度以保持平衡。

## 2 无钉站立脚：

无钉站立脚具有和站立脚相同的功能，其具有更真实的足部外观。为保护脚底，请勿使娃娃裸足站立。



Standing feet



Standing feet without bolts



# 阴道的形态：

## 1 一体阴道：

一体阴道内置于娃娃身体中，需借助通道清洗器进行其清洁。

## 2 分体阴道：

分体阴道为易于清洁的筒状套件，需要插入娃娃身体中使用，并在使用后单独取出清洁。

安装分体筒套时，请将娃娃的双腿分开，扩大阴部开口，然后将分体筒套插入。如在安装过程中遇到阻力，可在分体筒套外部涂抹少量水基润滑剂，以便顺利插入。

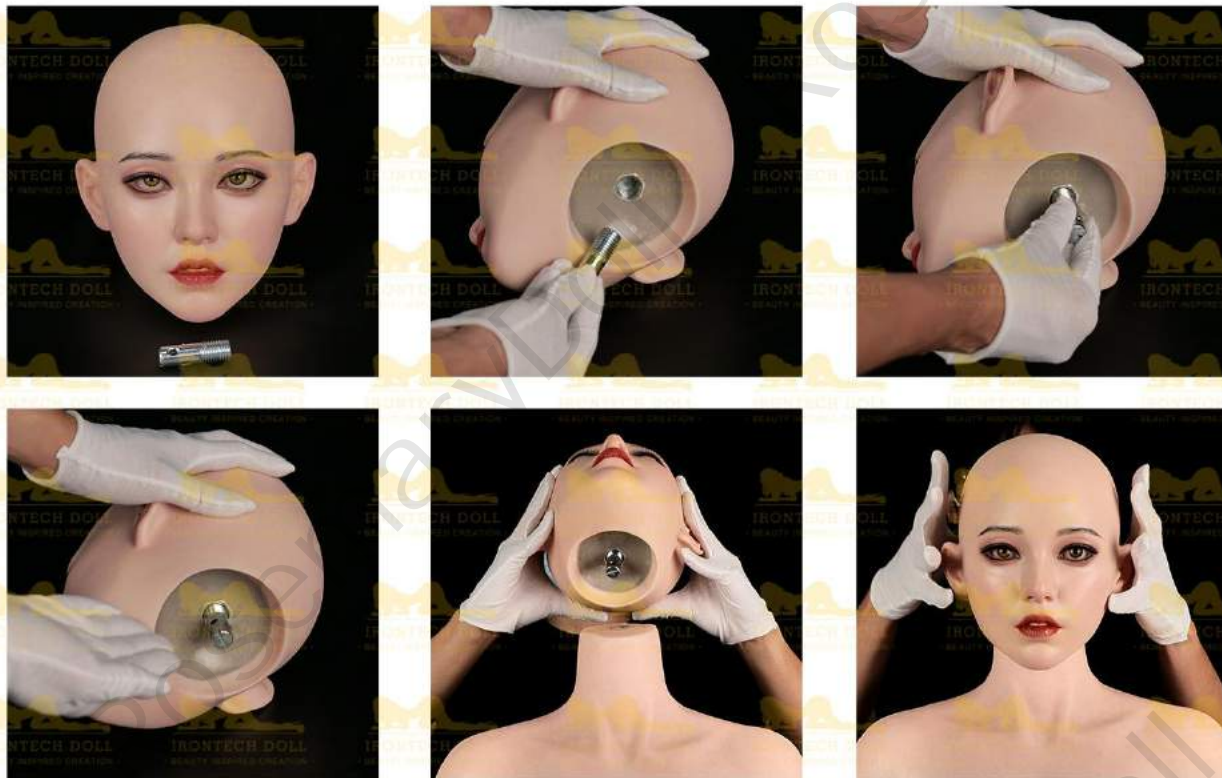




# 如何安装头部

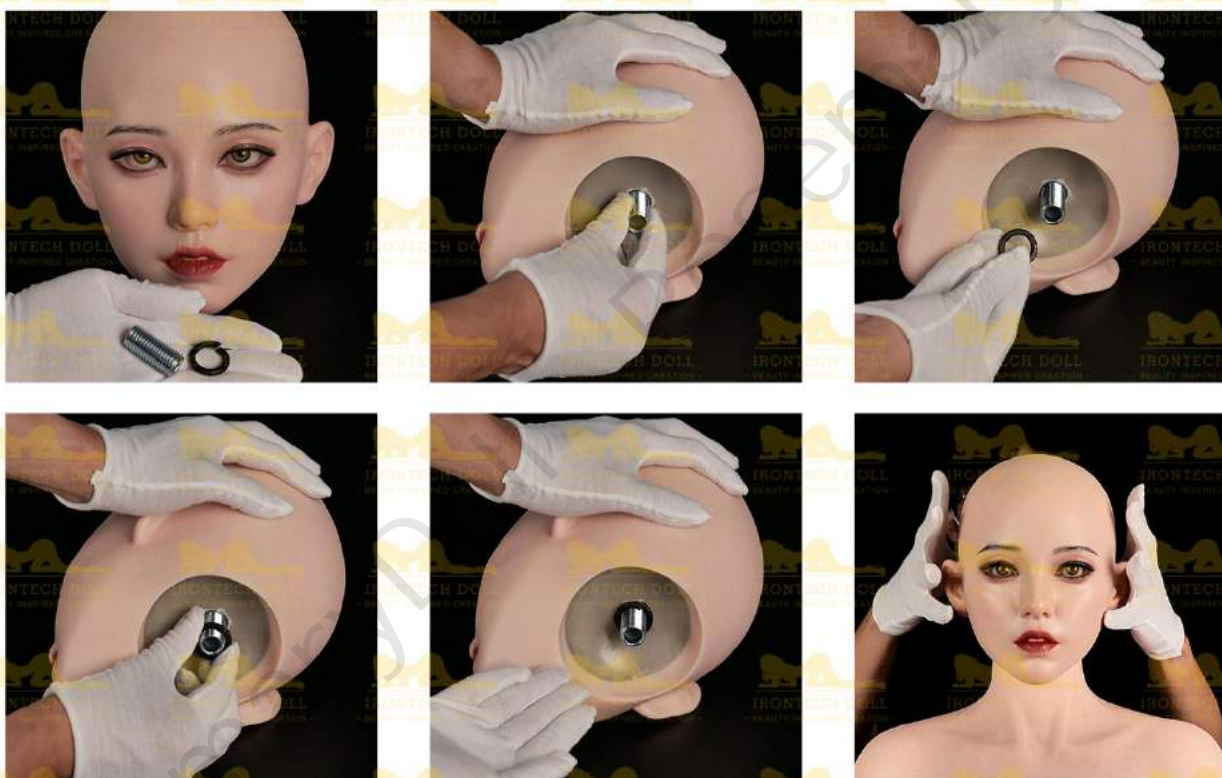
## 快速插件

安装插件后，将头部直接插入颈部，无需旋转。



## 螺丝

安装螺丝和橡胶圈后，旋转安装头部至所需松紧。





# 如何清洁性玩偶

请定期清洁娃娃以维护产品卫生。

**1** 将适当的沐浴露与水混合以产生泡沫。



**2** 轻柔地清洁娃娃皮肤。



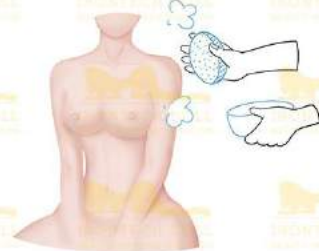
**3** 使用淋浴冲洗，洗净所有泡沫。



**4** 用浅色的毛巾轻拍皮肤，擦干身体，除去残留的水分。



**5** 如有必要，可涂抹爽身粉保持皮肤干燥。





# 化纤假发的清洗方法

材料：洗发水、毛巾、宽齿梳子

## 步骤：

- ① 梳理整个假发，防止清洗过程中头发打结
- ② 将假发翻过来，使发网的一面朝外
- ③ 将洗发水倒入盆中，搅拌产生泡沫
- ④ 放入假发，用手挤压清洁假发。请勿大力揉搓
- ⑤ 用清水彻底洗净假发
- ⑥ 用毛巾以按压的方式擦干假发
- ⑦ 假发面朝外晾晒。待假发完全干燥后，再用梳子梳理





# 警告

## 安全使用：

让娃娃远离尖锐物体、油、溶剂和硅基润滑剂，避免损坏皮肤。请使用水基润滑剂。

## 染色：

深色衣物可能导致娃娃皮肤染色。在穿衣前，请先清洗深色衣物。若娃娃皮肤染色，请用肥皂水清洁受影响区域，直至颜色褪去。严重时，可用去污膏消除染色。

## 仿真体妆：

随着时间的推移，仿真体妆可能会因摩擦和日常清洁而逐渐褪色。超软硅胶身体的着色性次于普通硅胶身体，仿真体妆更容易脱落。为了延长仿真体妆的使用寿命，我们建议使用光滑的织物与娃娃皮肤接触。在更换娃娃衣服时，请动作轻柔，减少织物与皮肤之间的摩擦。

## 保存：

为保持娃娃的胸形，建议给娃娃穿浅色文胸。请将娃娃悬挂或平放在原始包装中，保存在阴凉干燥的地方。（如果您的娃娃带果冻屁股，建议悬挂保存）

## 图片差异：

商业图片由专业摄影师拍摄，实际产品对比商业图可能存在细微差异。

## 高温高海拔环境：

如果您处于高温或高海拔地区，娃娃的皮肤可能会肿胀。请用针刺破皮肤，释放滞留的空气。重复此过程几次，直到肿胀消退。



## 常见问题 (FAQ):

### 1 可以调节娃娃的眼睛吗？

娃娃的眼球是可以调节的。用手指轻轻按压眼球，并根据需要仔细调整其位置。请小心操作，以免损坏娃娃的睫毛。

### 2 如何处理娃娃身体上的压痕？

包装中的保护泡沫可能会在娃娃身体上留下压痕。请取下泡沫包装，让其静置一段时间，使皮肤恢复弹性。如果痕迹仍然存在，您可以用温热的湿毛巾轻敷受影响区域，有必要时可多次重复此步骤，有助于减轻痕迹。

### 3 如何修复受损皮肤？

如果娃娃皮肤破损，请使用娃娃皮肤专用修复胶水。由于运输限制，胶水不能与娃娃一起运输。如果您需要胶水，请联系我们单独购买。

### 4 完全加热娃娃需要多久？

娃娃完全变热可能需要大约 2 小时。使用加热功能时，请关注娃娃状态，避免长期加热损坏皮肤。如果您在使用加热功能时遇到困难，请联系我们。

### 5 阴道夹吸功能如何使用？

请参考我们的指导视频进行使用。一般来说，当您进入到一定深度后，能感到更强烈的夹吸感。如果您在使用夹吸功能时遇到困难，请联系我们。



## 6 我可以退货或换货吗？

考虑到卫生和安全的因素，我们不接受退货。我们所有的产品在发货之前都经过严格的质检。如果您遇到任何质量问题，请您在签收货物后的三天内与我们的客服取得联系，以便获得进一步的协助。

## 7 我可以给娃娃喷香水或古龙水吗？

建议将香水涂抹在娃娃的衣服上，而不是直接涂抹在娃娃身上。大多数香水都含有酒精，不建议与硅胶或TPE材料接触。此外，气味可能会渗透到玩偶的材料中，并随着时间的推移而损坏皮肤。

## 8 我需要机器人功能的操作指南

请浏览我们的官网，参考操作指导视频。  
或直接联系官方客服寻求帮助。



官网教程



官方客服

更多常见问题和解答可以在我们的常见问题页面找到：

[www.irontechdoll.com/help-faq/](http://www.irontechdoll.com/help-faq/)

如果您需要进一步帮助，请随时通过

[service@irontechdoll.com](mailto:service@irontechdoll.com) 联系我们



# 更多资讯，敬请关注



公众号



视频号



新浪微博  
weibo.com



联系人：刘先生

电话/微信：+86 13670196546

办公室地址：广东省中山市石岐区中山二路星汇湾1幢1001

工厂地址：广东省中山市沙溪镇秀山耕耘街9号